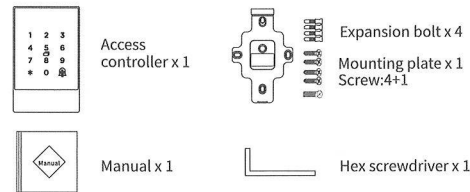


Smart Access Controller K3/K3F/K3Q

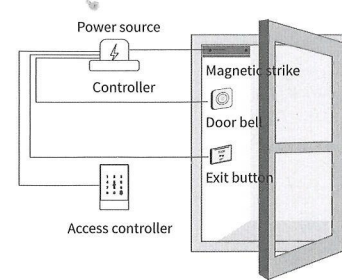
Model:	K3/K3F/K3Q
Dimensions:	W80mm x H126mm x T19mm
Material:	ABS/Acrylic panel
Supporting systems:	Android 4.3/IOS7.0 above
Stand-by current:	K3/K3F 28mA K3Q 66mA (Activate back lighting)
Operating current:	≈1A
Power supply:	DC 12V
Waterproof level:	IP67
Card capacity:	2000
Number of Passwords:	500
Fingerprint capacity*:	100(K3F only)

	APP	IC Card	Pincode	Fingerprint	QR code
K3	●	●	●	●	●
K3F	●	●	●	●	●
K3Q	●	●	●	●	●

Accessories



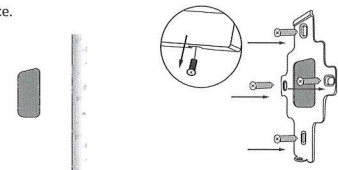
Illustration



1. Drill a hole for the cable
2. Install the mounting plate

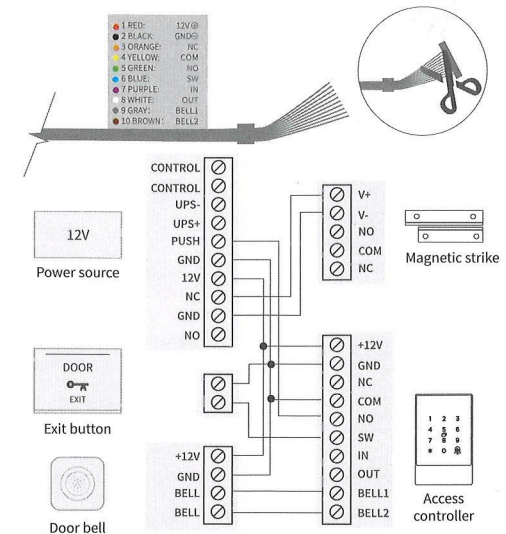
Drill a hole at appropriate position to make space for the cable to connect to the power source.

Remove the mounting plate from the access controller, and fix it on the wall with 4 screws.



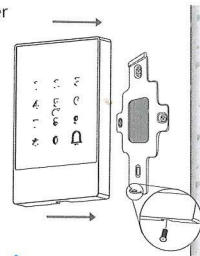
3. Wiring

Cut off the connector of the cable, strip and connect the leads to appropriate parts of the power supply according to the illustration.



4. Install the access controller

Fit the access controller into the hook and fix it on the mounting plate with a screw in the bottom.



Reset to default mode

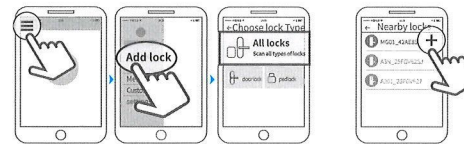
When the power is on:

1. Connect blue wire(SW) to purple wire(IN)
2. Connect SW and IN to black wire(GND) for 3 seconds
3. Disconnect black wire(GND) on a beep
4. Repeat step 2 and step 3 twice till 2 short beeps are heard



Pair the access controller with app

1. Tap the panel to light it up and activate the lock.
2. Activate the APP.
3. Tap the "≡" icon on the upper left corner, tap "+Add Lock", select "Door Lock".
4. Tap the device shown on the screen. Wait a few seconds, and then add successfully.



⚠ Notice: If fails, please shut off the APP and Bluetooth, turn them on and try the above process again.

Change back lighting

- Back lighting always on: *49#admin password#1#
- Back lighting always off: *49#admin password#0#

Limited Warranty

1. For any defect in material and/or workmanship, the original purchaser of the product can:

- 1) Return or ask for a replacement within 7 days from the date of the Invoice.
 - 2) Ask for a replacement within 15 days from the date of the Invoice.
 - 3) Can ask for a free repair in 365 days from the date of the Invoice.
2. This warranty does not cover defects caused by modification, alteration, misuse or physical abuse of the product.

FCC WARNING

This device complies with part 15 of the FCC Rules. Operation is subject to the following two conditions: (1) this device may not cause harmful interference, and (2) this device must accept any interference received, including interference that may cause undesired operation.

Any changes or modifications not expressly approved by the party responsible for compliance could void the user's authority to operate the equipment.

NOTE: This equipment has been tested and found to comply with the limits for a Class B digital device, pursuant to Part 15 of the FCC Rules. These limits are designed to provide reasonable protection against harmful interference in a residential installation. This equipment generates, uses and can radiate radio frequency energy and, if not installed and used in accordance with the instructions, may cause harmful interference to radio communications.

However, there is no guarantee that interference will not occur in a particular installation.

If this equipment does cause harmful interference to radio or television reception, which can be determined by turning the equipment off and on, the user is encouraged to try to correct the interference by one or more of the following measures:

- Reorient or relocate the receiving antenna.
 - Increase the separation between the equipment and receiver.
 - Connect the equipment into an outlet on a circuit different from that to which the receiver is connected.
 - Consult the dealer or an experienced radio/TV technician for help.
- To maintain compliance with FCC's RF Exposure guidelines, this equipment should be installed and operated with minimum distance between 20cm the radiator your body. Use only the supplied antenna.

Disclaimer

We continuously optimize products as new technologies and features are developed. For this reason, we reserve the right to make alterations to the products without prior notice.